



Dates Covered: 2010-11-06 to 2010-11-13.

This bulletin reports events information compiled from sms-messages received from multiple representatives of villages in South Kivu under the *Voix des Kivus* pilot project. The *Voix des Kivus* pilot is undertaken by Columbia University to examine the feasibility of using a decentralized SMS platform to obtain high-quality and real-time event data for South Kivu. Data collected through this system represents public event data volunteered by village representatives; it is reported here unedited (except for automated editing to avoid double counting). At the moment there are fifteen *Voix des Kivus* villages but this number is increasing. The completeness or accuracy of this data cannot be guaranteed by the project.

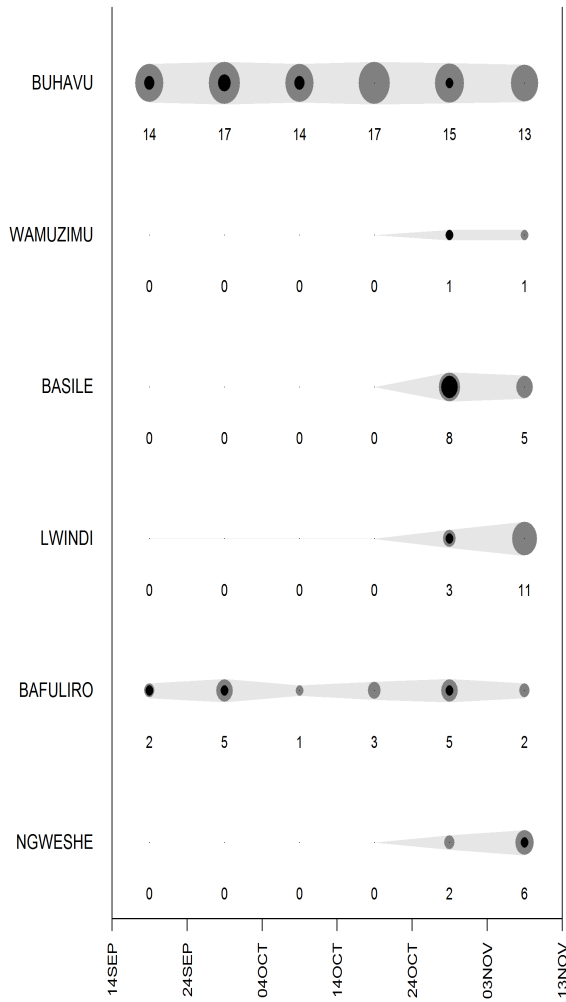
51. 2010-11-16

Territory	KALEHE	MWEINGA			UVIRA	WALUNGU	TOTAL
	Chefferie	BUHAVU	WAMUZIMU	BASILE	LWINDI	BAFULIRO	
Non empty messages	86	4	31	29	35	39	224
Events	73	4	21	24	32	19	173
00 Nothing to Report	0	0	2	1	0	6	9
01 Blank	1	11	11	14	1	18	56
02 Other	13	0	8	4	3	14	42
11 Presence of MONUC	11	0	1	0	0	0	12
12 Presence of men in uniform	12	0	0	1	0	0	13
13 Presence of other armed groups	0	0	1	0	0	0	1
21 Attacks on village by MONUC	0	0	1	0	0	0	1
22 Attacks on village by men in uniform	0	0	0	0	0	0	0
23 Attacks on village by rebel group	1	0	2	2	0	0	5
24 Attacks on the village by unknown group	0	0	1	2	0	0	3
31 Civilian deaths (man)	1	0	1	2	0	2	6
32 Civilian deaths (woman)	1	0	0	1	1	0	3
33 Civilian deaths (child)	0	0	0	0	0	0	0
34 MONUC deaths	0	0	0	0	0	0	0
35 FARDC deaths	0	1	1	0	0	0	2
36 Other rebel group deaths	0	0	0	0	0	0	0
41 Rioting	0	0	1	0	2	0	3
42 Looting/property damage	3	0	0	0	1	0	4
43 Violence between villagers	0	0	0	0	0	0	0
44 Violence between villagers due to a land conflict	2	0	0	2	1	0	5
45 Domestic violence	0	0	1	1	1	0	3
46 Ethnic violence	0	0	1	1	0	0	2
47 Forced labor by men in uniform	2	0	0	0	0	0	2
48 Forced labor by other army groups	5	0	0	0	0	0	5
51 Kidnapping by men in uniform	0	0	2	1	0	2	5
52 Kidnapping by rebel group	0	1	0	0	0	0	1
53 Arrival of Refugees or IDPs	0	0	0	0	1	0	1
54 Departure of villagers as IDPs	2	0	0	0	1	2	5
55 Disappearances	1	0	0	0	0	0	1
56 Villagers were forced to move	0	0	0	0	1	0	1
57 Villagers decided themselves to move	0	0	0	0	0	2	2
61 New outbreak of disease	3	0	1	3	0	0	7
62 Civilian death due to disease	6	0	0	0	2	1	9
63 Civilian death due to natural causes	0	0	0	0	0	1	1
64 Sexual violence against women	0	0	0	1	1	0	2
65 Sexual violence against men	1	0	0	0	1	0	2
71 Flooding/heavy rain	1	1	0	0	0	0	2
72 Large forest or village fire	0	0	0	0	2	1	3
73 Earthquake	0	0	0	0	0	1	1
74 Drought	0	0	0	0	1	0	1
75 Crop failure/plague	5	0	0	0	3	2	10
81 Complaint against NGO	1	0	2	0	1	3	7
82 Practice message	0	0	1	0	0	0	1
85 Construction, repair or rehabilitation of a school or health center.	0	0	0	1	0	0	1
86 Construction, repair or rehabilitation of a church or mosque	0	0	0	0	1	0	1
87 Other construction, repair or rehabilitation	0	0	0	0	1	1	2
88 Organization of security patrols	0	0	0	0	2	0	2
89 Work to improve agricultural productivity	2	0	0	2	1	0	5
91 Funeral	5	0	2	0	1	0	8
92 Wedding/Other celebrations	1	1	1	1	1	0	5
93 Visit or meeting organized by national or provincial authorities	1	0	0	0	0	1	2
94 Visit or meeting organized by territoire authorities	1	0	0	0	0	0	1
95 Visit or meeting organized by the chefferie or locality authorities	2	0	0	0	1	0	3
96 Visit or meeting organized by the representative of a political party	1	0	0	0	1	0	2
97 Visit or meeting organized by the Mwami	0	0	0	3	0	0	3
98 Unclassifiable issue (followed by text)	2	0	0	0	3	0	5
99 Security Alert	0	0	1	0	0	0	1

Data range: 10/14/2010 to 11/13/2010

Table 1 This table gives the number of each type of event reported from each location. Identical messages received from different representatives in the same location within 24 hours of each other are treated as single reports.

Violent Events by Chefferie



Non-Violent Events by Chefferie

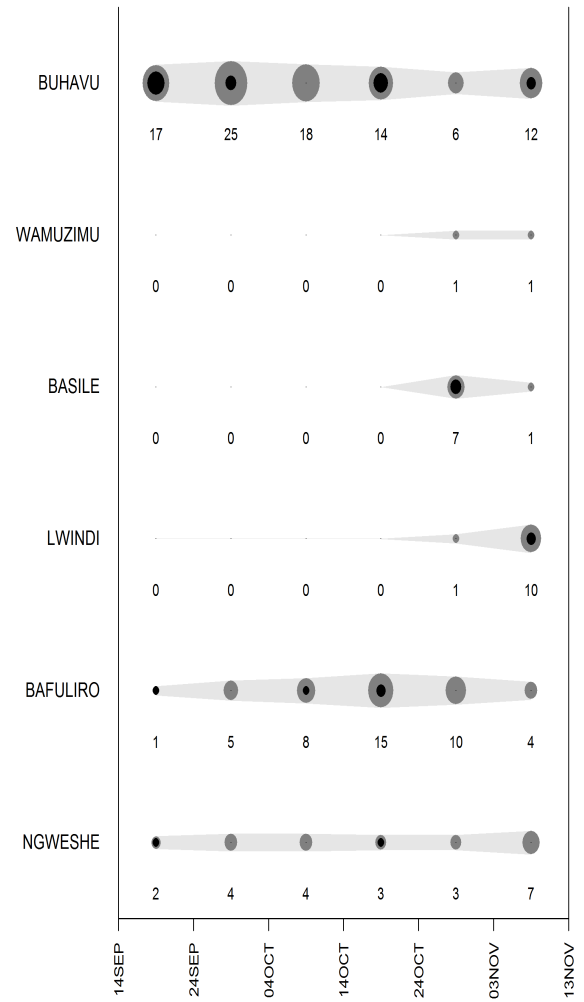
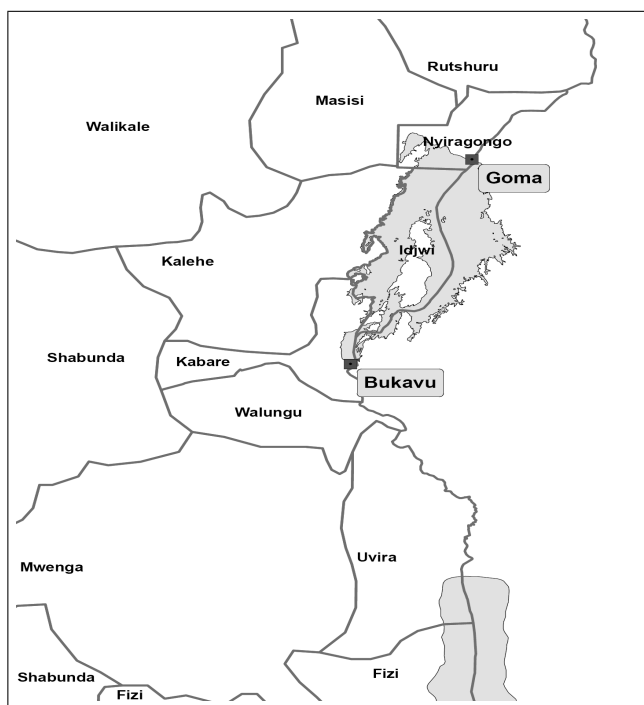


Table 2 Each circle represents the number of events over a period of ten days. The dark circle inside indicates the number of events that have been sent by at least two reporters. Two reports of the same type received within 24 hours of each other from different reporters in the same village are counted as a single event. Event reporting has not been independently verified by *Voix des Kivus*.

Date	Translated Message(EN)	Traduction du SMS (FR)
2010-11-06	All the goats in the village have an eye-infection.	Toutes les chèvres du village ont attrapé une infection des yeux.
2010-11-10	We have a newborn in the village.	Nous avons un nouveau né dans le village.
2010-11-11	We were visited by two representatives from project RAPID for a meeting in the village.	Nous avons été visité par deux représentants du project RAPID pour une réunion dans le village.
2010-11-11	FARDC passed by the village doing a survey on missing watchmen.	Les FARDC sont passée par le village en faisant une enquête sur les sentinelles portées disparus.
2010-11-11	.	.
2010-11-11	Three watchmen from Pharmakina got missing in [****].	Trois sentinelles de la Pharmakina sont portées disparus dans [****].
2010-11-11	We got a lot of people in [****] but no health centre.	Nous avons une grande population à [****] mais nous n'avons pas de centre de santé.
2010-11-11	.	.
2010-11-12	Two women died due to disease.	Deux femmes sont décédés de suite d'une maladie.
2010-11-12	Two women died. One due to disease and one from a surgery.	Deux femmes sont décédés. Une de suite d'une maladie et une autre d'une opération.
2010-11-12	.	.
2010-11-13	FARDC passed by the village. Some in uniform and others in civilian clothes.	Les FARDC sont passée par le village. Certain étaient en uniforme et d'autre en tenue civile.
2010-11-13	.	.

Data range: 11/06/2010 to 11/13/2010

Table 3 In addition to codes (as given on the first page), village representatives can send text. This table provides these texts in both English and French; in the majority of cases *Voix des Kivus* receives these textmessages in Swahili.



Map 1 *Voix des Kivus* operates in fifteen villages in Sud Kivu: Four in Kalehe, six in Walungu, four in Mwenga, and three in Uvira.