



Dates Covered: 2011-04-23 to 2011-04-30.

This bulletin reports events information compiled from sms-messages received from multiple representatives of villages in South Kivu under the *Voix des Kivus* pilot project. The *Voix des Kivus* pilot is undertaken by Columbia University to examine the feasibility of using a decentralized SMS platform to obtain high-quality and real-time event data for South Kivu. Data collected through this system represents public event data volunteered by village representatives; it is reported here unedited (except for automated editing to avoid double counting). At the moment there are eighteen *Voix des Kivus* villages but this number is increasing. The completeness or accuracy of this data cannot be guaranteed by the project.

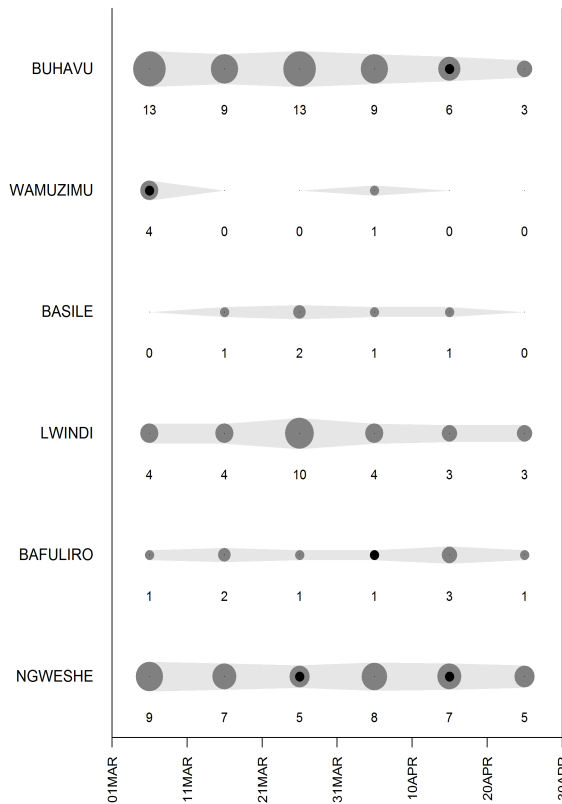
75. 2011-05-02

	Territory	Mwenga			Uvira	Walungu	TOTAL	
	Chefferie	Buhavu	Wamuzimu	Basile	Lwinda	Bafuliro		Ngweshe
Non empty messages		64	9	3	51	20	86	233
Events		46	9	3	50	18	38	164
00 Nothing to Report		0	0	0	0	0	8	8
01 Blank		13	1	8	7	0	12	41
02 Other		18	0	0	1	2	40	61
11 Presence of MONUC		9	1	1	2	0	0	13
12 Presence of men in uniform		2	0	0	0	0	1	3
13 Presence of other armed groups		0	0	0	0	0	0	0
21 Attacks on village by MONUC		0	0	0	0	0	0	0
22 Attacks on village by men in uniform		0	0	0	0	0	0	0
23 Attacks on village by rebel group		0	0	0	0	0	0	0
24 Attacks on the village by unknown group		0	0	0	0	1	0	1
31 Civilian deaths (man)		0	0	0	1	0	2	3
32 Civilian deaths (woman)		0	0	0	2	0	4	6
33 Civilian deaths (child)		1	0	0	1	0	4	6
34 MONUC deaths		0	0	0	0	0	0	0
35 FARDC deaths		0	0	0	0	0	1	1
36 Other rebel group deaths		0	0	0	0	0	0	0
41 Rioting		0	0	0	0	0	2	2
42 Looting/property damage		1	0	0	1	4	0	6
43 Violence between villagers		0	0	0	0	0	1	1
44 Violence between villagers due to a land conflict		0	0	0	0	0	0	0
45 Domestic violence		0	0	0	0	0	0	0
46 Ethnic violence		0	0	0	0	0	0	0
47 Forced labor by men in uniform		1	0	1	0	0	0	2
48 Forced labor by other army groups		0	0	0	0	0	0	0
51 Kidnapping by men in uniform		0	0	0	0	0	1	1
52 Kidnapping by rebel group		1	0	0	1	0	1	3
53 Arrival of Refugees or IDPs		1	0	0	0	0	0	1
54 Departure of villagers as IDPs		0	0	0	0	0	0	0
55 Disappearances		0	0	0	0	0	1	1
56 Villagers were forced to move		0	0	0	0	0	0	0
57 Villagers decided themselves to move		0	0	0	0	0	0	0
61 New outbreak of disease		3	0	0	6	0	2	11
62 Civilian death due to disease		3	0	0	7	1	5	16
63 Civilian death due to natural causes		1	1	0	0	0	1	3
64 Sexual violence against women		0	0	0	1	0	1	2
65 Sexual violence against men		0	0	0	0	0	0	0
71 Flooding/heavy rain		1	1	1	6	1	1	11
72 Large forest or village fire		0	1	0	0	0	0	1
73 Earthquake		0	0	0	0	0	0	0
74 Drought		0	0	0	1	0	0	1
75 Crop failure/ plague		1	0	0	8	5	1	15
81 Complaint against NGO		1	1	0	1	0	2	5
82 Practice message		1	0	0	0	0	0	1
85 Construction, reparation or rehabilitation of a school or health center.		1	0	0	0	0	0	1
86 Construction, reparation or rehabilitation of a church or mosque		0	0	0	0	0	0	0
87 Other construction, reparation or rehabilitation		1	0	0	6	0	0	7
88 Organization of security patrols		0	0	0	0	0	1	1
89 Work to improve agricultural productivity		3	0	0	1	1	2	7
91 Funeral		2	1	0	2	1	0	6
92 Wedding/Other celebrations		2	1	0	0	0	1	4
93 Visit or meeting organized by national or provincial authorities		0	0	0	0	0	0	0
94 Visit or meeting organized by territoire authorities		0	0	0	0	0	0	0
95 Visit or meeting organized by the chefferie or locality authorities		0	0	0	0	0	1	1
96 Visit or meeting organized by the representative of a political party		3	1	0	0	4	1	9
97 Visit or meeting organized by the Mwami		0	1	0	2	0	0	3
98 Unclassifiable issue (followed by text)		3	0	0	1	0	0	4
99 Security Alert		4	0	0	0	0	1	5

Data range: 03/31/2011 to 04/30/2011

Table 1 This table gives the number of each type of event reported from each location. Identical messages received from different representatives in the same location within 24 hours of each other are treated as single reports.

Violent Events by Chefferie



Non-Violent Events by Chefferie

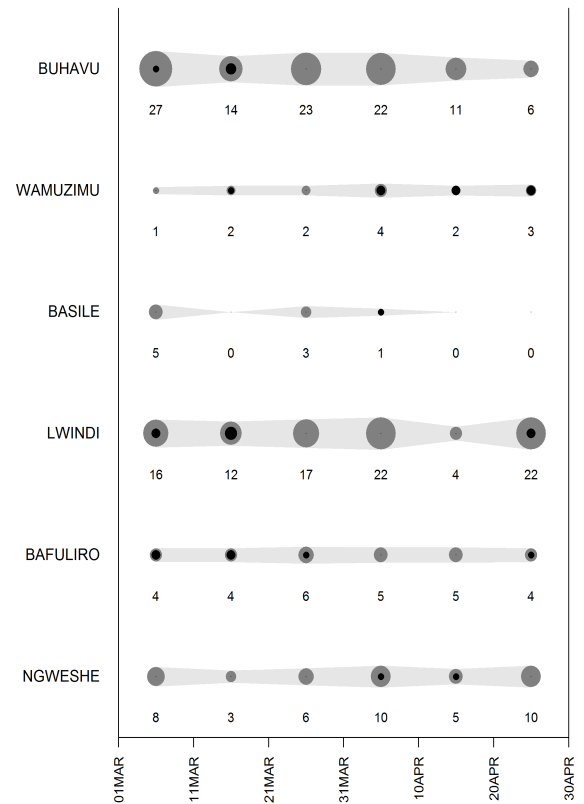
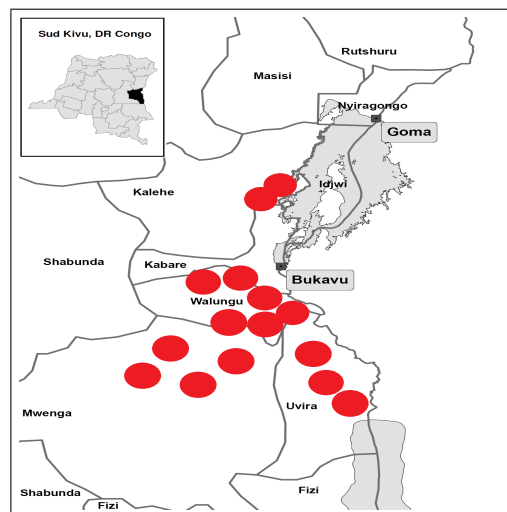


Table 2 Each circle represents the number of events over a period of ten days. The dark circle inside indicates the number of events that have been sent by at least two reporters. Two reports of the same type received within 24 hours of each other from different reporters in the same village are counted as a single event. Event reporting has not been independently verified by *Voix des Kivus*.



Map 1 *Voix des Kivus* operates in eighteen villages in Sud Kivu: Four in Kalehe, six in Walungu, four in Mwenga, and three in Uvira. Note that the red circles are not centered on the villages.

Date	Translated Message(EN)	Traduction du SMS (FR)
2011-04-23 2011-04-28	People were killed in [****] village by an unknown group. Triplets were born in [****] village.	Les gens ont été tuer dans le village de [****] par un group inconnu. Naissance des triplets a [****].

Data range: 04/23/2011 to 04/30/2011

Table 3 In addition to codes (as given on the first page), village representatives can send text. This table provides these texts in both English and French; in the majority of cases *Voix des Kivus* receives these textmessages in Swahili.